

Small diameter,
extended length fiberscopes
for small animals



Small Diameter Fiberscopes

Special features:

- Veterinary-specific dimensions include extended length and reduced diameter facilitating use in a wide variety of patient sizes.
- Large viewing angle and movable distal tip facilitates orientation.
- Working channel for the use of operating instruments, suction, insufflation or irrigation.
- Waterproof, fully immersible for cleaning and disinfection.
- Simple leakage test.
- Sterilizable with EtO and FO gas, Steris® and Sterrad®.
- Exceptional optical quality of both lens and fiber optic image transmission bundle.
- Robust construction and mechanical components ensure long life of the instrument.



Check out our schedule of upcoming hands-on training courses at <http://go.karlstorz.com/eventsVET>





Specialty Fiberscope

Higher resolution image bundle delivers sharp, brilliant images

For performing urethrocystoscopy in male dogs as well as bronchoscopy, rhinoscopy and postrhinoscopy in small animals. Its very small diameter and extended length facilitate transurethral cystoscopy in male dogs, as well as examination of the most distal portions of the lower respiratory tract.

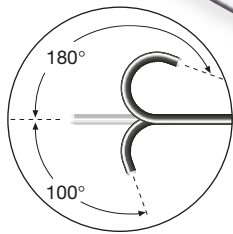


60003VBK1 Specialty Fiberscope

Deflection:	180°/100°
Direction of view:	0°
Angle of view:	90°
Working channel inner diameter:	1.2 mm
Distal tip outer diameter:	3 mm
Working length:	100 cm

The following accessories are included in delivery:

- Pressure Compensation Cap**, for ventilation during gas sterilization
- Leakage Tester**, with bulb and manometer
- Cleaning Brush**, round, flexible
- Case**



Additional Accessories:



60275ZE **Biopsy Forceps**, oval cupped jaws, double action jaws, 3 Fr., flexible, length 120 cm



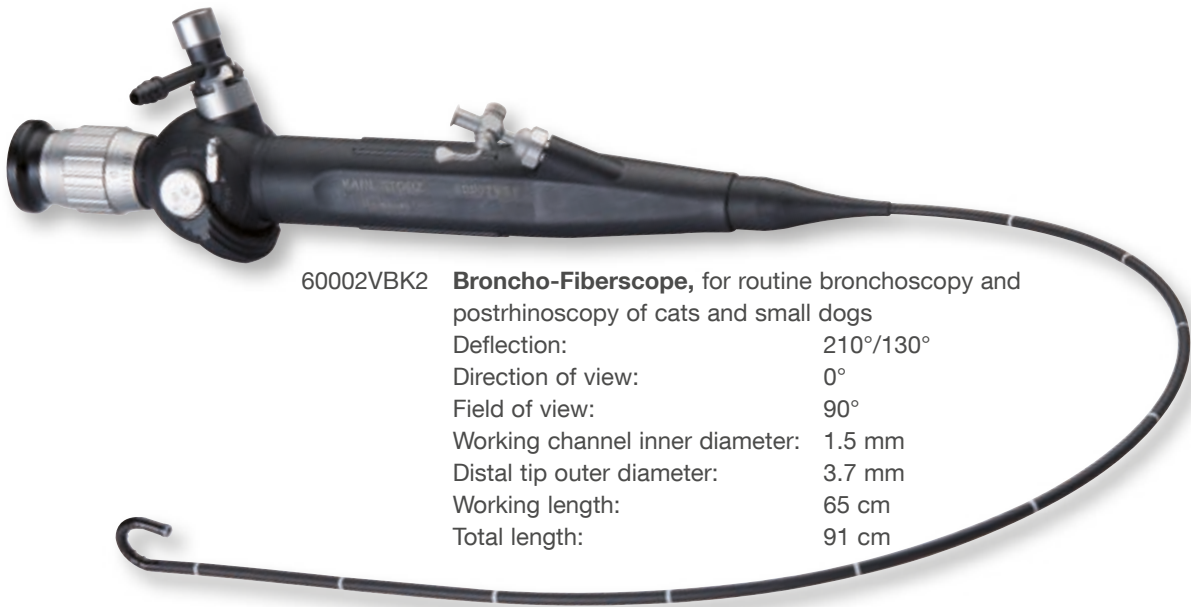
60275FE **Grasping Forceps**, double action jaws, 3 Fr., length 120 cm



27023TD **Stone Basket**, nitinol, with tip, helical, 2.5 Fr., length 120 cm, 4 wires, basket diameter 16 mm, sterile, for single use

Feline Bronchoscopy

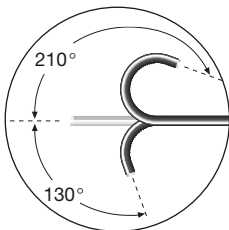
For performing routine bronchoscopy, rhinoscopy and postrhinoscopy in cats and small dogs. The new extended length of the fine diameter KARL STORZ feline bronchoscope enables practitioners to reach deeper into the bronchial tree of larger cats and small to medium size dogs. This extended reach facilitates more thorough visual examinations and bronchoalveolar lavage sampling from lower in the respiratory tract, minimizing the chance of missing diagnoses that would otherwise be out of reach with shorter or larger diameter endoscopes.







60002VBK2	Broncho-Fiberscope , for routine bronchoscopy and postrhinoscopy of cats and small dogs
Deflection:	210°/130°
Direction of view:	0°
Field of view:	90°
Working channel inner diameter:	1.5 mm
Distal tip outer diameter:	3.7 mm
Working length:	65 cm
Total length:	91 cm

The following accessories are included in delivery:

- Pressure Compensation Cap**, for ventilation during gas sterilization
- Leakage Tester**, with rubber ball and manometer
- Cleaning Brush**, round, flexible
- Suction Valve**, reusable
- Suction Valve**, for single use, package of 5
- Irrigation Adaptor**, reusable
- Adaptor for Two-way Stopcock**
- Case**



Additional Accessories:

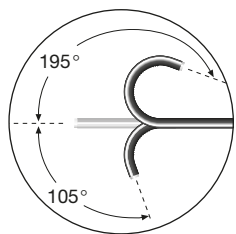
- | | | |
|---|---------|---|
|  | 60275ZE | Biopsy Forceps , oval cupped jaws, double action jaws, 3 Fr., flexible, length 120 cm |
|  | 60275FE | Grasping Forceps , double action jaws, 3 Fr., length 120 cm |
|  | 27023TF | Stone Basket , nitinol, with tip, helical, 3 Fr., length 120 cm, 4 wires, basket diameter 16 mm, sterile, for single use |
|  | 27023Y | Brush for Cytology , 3 Fr., unsterile, for single use, package of 5 |

Canine Bronchoscopy

For performing routine bronchoscopy, rhinoscopy and postrhinoscopy in dogs and cats. The extended length facilitates more thorough examination of larger patients than standard human bronchoscopes. Biopsies, cultures, cytologies or foreign bodies can be extracted via the instrument channel.



60001VLK2	Broncho-Fiberscope	
	Deflection:	195°/105°
	Direction of view:	0°
	Angle of view:	110°
	Working channel inner diameter:	2.3 mm
	Distal tip outer diameter:	5.2 mm
	Working length:	85 cm
	Total length:	113 cm



The following accessories are included in delivery:

- Pressure Compensation Cap**, for ventilation during gas sterilization
- Leakage Tester**, with rubber ball and manometer
- Cleaning Brush**, flexible
- Suction Valve**, reusable
- Suction Valve**, for single use, package of 5
- Irrigation Adaptor**, reusable
- Adaptor for Two-way Stopcock**
- Case**

Additional accessories:



60001KL **Biopsy Forceps**, oval cupped jaws, diameter 1.7 mm, length 120 cm



60002KS **Grasping Forceps**, double action jaws, flexible, diameter 1.7 mm, length 120 cm




60725TM **Outer Tube**, diameter 1.8 mm, length 180 cm, for use with working channels as of size 2 mm




60007BL **Brush for Cytology**, diameter 1.8 mm, length 120 cm, including:
Outer Tube and Handle

Notes



Notes



More than
75
Years

*Shaping the Future
of Endoscopy with you*

STORZ
KARL STORZ—ENDOSKOPE

THE DIAMOND STANDARD

KARL STORZ SE & Co. KG
Dr.-Karl-Storz-Straße 34, 78532 Tuttlingen/Germany
Postbox 230, 78503 Tuttlingen/Germany
Phone: +49 7461 708-0
Fax: +49 7461 708-105
E-Mail: vet@karlstorz.com
www.karlstorz.com